

World's First!

PERFORMANCE MEETS EASE OF USE








RED250

All-In-One High-Speed Remote Eye Tracking Solution

- ➔ High sampling rate - Precise measurement of saccades
- ➔ Unprecedented ease of use - No operator experience needed
- ➔ Minimal latency - Faster lock-on and reaction
- ➔ Award winning design - All-In-One system concept for your mobile eye tracking lab
- ➔ Complete software solution - Ready to go!



www.smivision.com

MONITOR  22"	+	TV  60"	+	PROJECTION  1-8m	DATA RATE 250Hz	BINOCULAR 	ACCURACY <0,5°	HEADBOX 40 x 40 x 20 cm 	PORTABLE 	CALIBRATION <10s (5point)	CHILD CALIBRATION 
--	---	---	---	--	----------------------------------	---	------------------------------------	--	--	--	---

Flexible and easy setup

The RED250 includes a modular design that allows for several different configurations with the same system – from an integrated 22" monitor, to television screens, to projectors. Integrated with the 22" monitor, the system is ready to use out-of-the-box. A user-friendly wizard simplifies standalone setup with other displays.

Accurate binocular gaze & pupil data

The RED250 uses automatic eye tracking and head movement compensation, utilizing a large working area, with high quality gaze and pupil data to ensure accurate and reliable results.

Robust tracking for all populations

SMI's 18 years of computer vision experience in high-performance research and medical applications has resulted in the most robust remote eye tracking system available. The system is robust regardless of eye color, age, glasses or contacts, etc, and gives immediate feedback of robustness and tracking quality.

Fast, reliable & automatic operation

The fully automatic calibration takes only seconds and maintains drift-free accuracy throughout the experiment. Flexible calibration options address experiment requirements, including 2-point, child-friendly versions.



Award winning design

The functional and subtle design of the RED250 means that the full attention of the subject and test operator can be on the task itself, rather than on the equipment. This design was awarded with the renowned IF Product design award in 2009.

All results easy to get

The RED250 system collects all relevant eye data and allows for fast and accurate control and analysis:

- Measures gaze position on surfaces (e.g. screen, TV, projector) in screen pixels or millimeters
- Measures pupil size (relative and absolute dimensions)
- Exports recorded data to ASCII for post-processing using statistics software (e.g. MATLAB®, SPSS®, Excel™)
- Perfectly integrated into SMI Experiment Suite 360°™ for experimental design, presentation and data analysis
- Compatible with EEG systems

Specifications RED250

Technology

- Fully automated image processing based contact free eye tracking and head movement compensation

Performance

- Sampling rate 250Hz
- Tracking resolution < 0.1° (typ.)
- Gaze position accuracy < 0.5° (typ.)
- Operating distance subject - camera 60 - 80 cm
- Head tracking range 40 x 40 cm at 70 cm distance
- Latency (end to end) <10ms (typ.)

System

- Workstation Desktop or Notebook
- Monitor 22" widescreen 19" (optional)

Interface

- Modular design that allows different setups with the same system – from an integrated 22" monitor to TV screens up to projections of any size

Auxiliary devices / communication

- User video and audio recording
- Socket based API interface via Ethernet (UDP)
- Easy integration with third-party stimulus and analysis packages such as Presentation®, E-Prime®, Superlab™ and others

Software options

- SMI Experiment Suite 360° (incl. BeGaze™2 & Experiment Center™2)

System options

- Flightcase
- Combosystem with iView X HED, Hi-Speed etc.

Norm compliance

- CE, EMC, Eye Safety

SensoMotoric Instruments GmbH
 Warthestr. 21
 14513 Teltow
 Germany
 Phone: +49 (0) 3328 - 39 55 - 10
 Fax: +49 (0) 3328 - 39 55 - 99

SensoMotoric Instruments, Inc.
 75 Arlington Street, 5th Floor
 Boston, MA 02116
 USA
 Phone: +1 - 857 - 241 - 38 65
 Fax: +1 - 617 - 507 - 83 19



www.smivision.com